


# “Top Ten” revision tips






# Watch the highlights!

## Get yourself a pack of highlighter pens

### You can use them in a variety of ways

- To highlight key words and terms in a passage of text
- To colour code different aspects of a topic e.g. green for economic causes, yellow for political causes, red for social causes
- To colour code strengths (green) and weaknesses (red) within your own knowledge and understanding of a topic. Those areas identified as red become your top priorities





# Beat the clock!

**Energise your revision sessions by working against the clock. Get a parent or carer to act as time-keeper**

**One minute glossary: at top speed compile an A-Z of words and terms relating to a topic that you have been revising**

**Ten second recall: look at a picture or diagram for ten seconds only and then start to recreate it on a blank sheet of paper. When a minute has passed, allow yourself to look at the picture again for another ten seconds. Repeat once more and then check your version against the original**





# Question generator



**One of the most effective ways to revise any topic is by making up questions about it.**

**Tips for generating your own revision questions**

**-Millionaire – Make up multiple choice questions for the popular TV show**

**-5 Ws: Who? What? Where? Why? When? – Write five questions for a topic using the 5Ws as a prompt**

**-Key words are the answers. Generate questions that have key words and terms as their answers**

***Example***

<b>Key word</b>	<b>Your question</b>
<b>Photosynthesis</b>	<b>By what process do plants...?</b>



# Mind music

**Some people find that listening to music helps them to revise. Others prefer to revise in silence. It's for you to decide what works best for you**

**If you *do* listen to music**

**-Make sure it has no lyrics (or you'll remember the words of the song instead of the topic you're trying to revise!)**

**-Make sure that it does not disturb anyone else around you who is also trying to revise**

**-Make sure that you choose music that keeps you feeling calm and positive**

**(Some people claim that Mozart is the ideal music for revision!)**



# Cool conversions!



**Convert a passage of text into**

**A spider diagram**

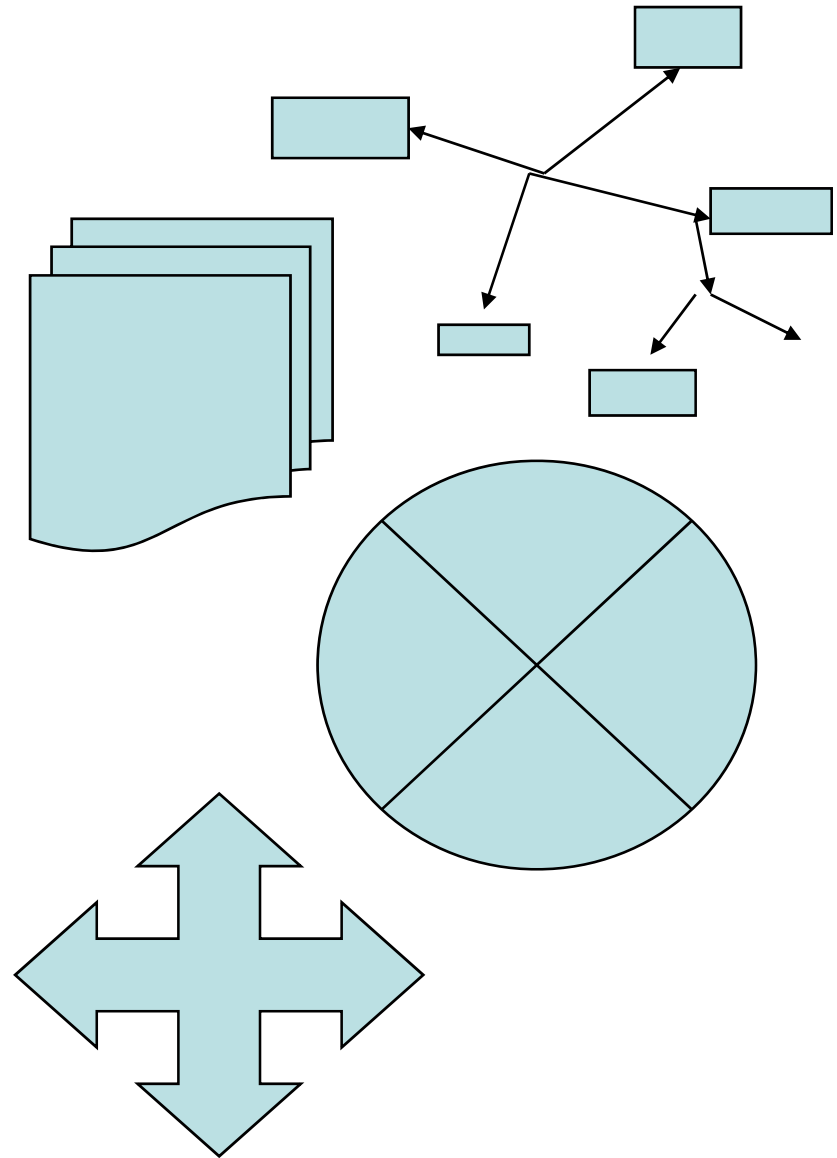
**A flow-chart**

**A graph or pie-chart**

**A mind-map**

**A story-board**

**A stick-man cartoon**





# Gimme five!

**Read through your notes on a topic and then *Gimme five!***

**Ideas:**

**Five golden rules of...**

**Five important reasons why...**

**Five consequences of...**

**Five key terms associated with...**

**Five key features of...**



## Get creative!

**Beat boredom by unleashing your creative energy. Read through your notes for a topic and then turn them into something really original:**

**A rap**

**A song lyric**

**Advertising slogans**

**A board game**

**A card game**

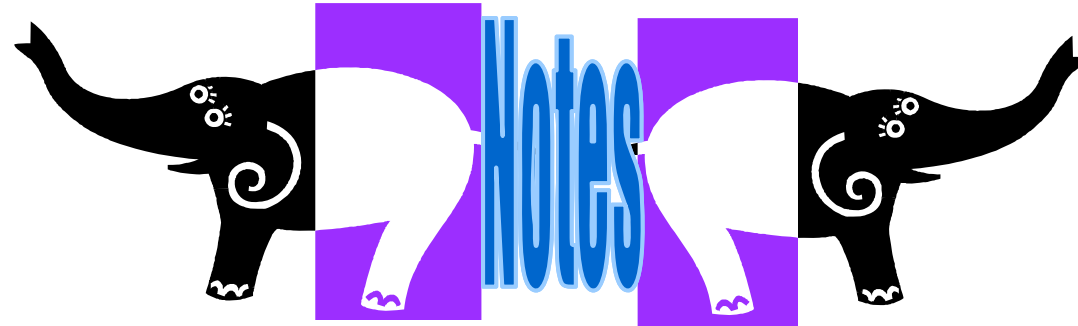
**Newspaper headlines**

**Questions for a quiz show**





# Reduce it!



**Reduce** your notes for a topic down to a single side of A4


**Squash** them down again to what you can fit on an A5 swot card

**Squeeze** them down again to a post-it note containing no more than 10 key words or terms



## Teach 2 learn

**If you really want to understand a topic put yourself in the position of having to teach it to someone else. This works really well!**




**Teach**

**-your mum about decimals or percentages**

**-your gran about the water cycle**

**-your step-dad about Shakespeare's use of imagery in a scene from a play you've been studying**



# Two's company



**You don't always have to revise alone. Sometimes it's good to revise with a friend. You can test each other. This will help you to identify each other's strengths and weaknesses**

**Decide in advance**

**Who will make a supportive revision partner**

**Where you intend to revise**

**Which topics you will revise**

**How long you will spend revising together**

**What you will do during concentration breaks**

