



What do we do to help develop your child's literacy skills?

- Every member of staff, across the curriculum, will mark your child's work for literacy – you'll see the **green pen**.
- Teaching Assistants will also mark for these skills – in **purple pen**.
- Your child will be encouraged to self and peer mark in **red pen**.
- Excellent literacy skills will be rewarded.



What do we expect?


- Your child should follow the foundations for learning

- Equipment


- Understand key words and spellings

- Present their work well

- Self-mark and improve their work



Student Foundations for Learning



How do we measure Behaviour for Learning & Foundations for Learning?	
<i>Working towards</i>	Could be better at following the Behaviour Standards and meeting the Foundations for Learning.
<i>Expected</i>	Good at following the Behaviour Standards and meeting the Foundations for Learning.
<i>Above expected</i>	Shows pride in behaviour and the Foundations for Learning; supports others in achieving this.

BEHAVIOUR AND ROUTINES

1. Bring the correct equipment.
2. Be punctual to lessons.
3. Wear the correct uniform.
4. Enter the classroom quietly; be ready to learn.
5. Be co-operative, quiet, follow instructions.
6. Complete all personal study on time.

PRESENTATION IN BOOKS

- ✓ Clearly date and title all your work.
- ✓ Mark your work as PS, CWK or Catch Up.
- ✓ Write in blue or black (unless directed by teacher); draw diagrams in pencil and underline titles with a ruler.
- ✓ Cross out mistakes with a single line, do not doodle or graffiti in your books.
- ✓ Keep your book covers clear, covering books if necessary.

UNIFORM

- ✓ Provide a letter from home if you do not have the correct uniform.
- ✓ Wear the correct school uniform, shoes and socks.


RESILIENCE

Resilience: Has self-belief, confidence, tries new challenges, manages emotions and bounces back from setbacks. Is engaged and committed.


	Working towards	Expected	Above expected
Skills could be better; can sometimes apply these in lessons.		Good understanding; can apply these skills in lessons.	Outstanding understanding; seeks out challenges and

Can You Spot the Difference?

Literacy and Presentation Skills Matter!



✓



✗

Name: _____ English Class: _____ English Teacher: _____

Extended Writing Review

Can you identify where you are using essential extended writing skills across the curriculum?

Essential Writing Skills	Where?	Where?	Where?
I can use a suitable layout for my writing			
I remember to use paragraphs to organise my ideas			
I use words that are suitable for my audience and the type of text I am writing and I avoid slang			
I use connectives to start and link paragraphs			
I use details and evidence in my explanations			
I choose interesting, ambitious words to create an effect on the reader			
I write like an expert, using subject key words to communicate my ideas			
I develop my extended writing by adding more paragraphs and by adding detail to my paragraphs			
I know how to spell subject-specific vocabulary			
I use different strategies to learn spellings eg Look cover write check			
I can spell more challenging words correctly eg necessary, disappoint			
I use phrases to break			

Name: _____ English Class: _____ English Teacher: _____

My handwriting is easy to read because I can control the spacing, size and shape of my letters

Which piece of extended writing are you most proud of? date: _____
title: _____

What is it about this piece of work that makes you feel proud?

Now take a photograph of this piece of work on your iPad.

What can you do to improve your extended writing across the curriculum?
Set yourself 1-2 targets:

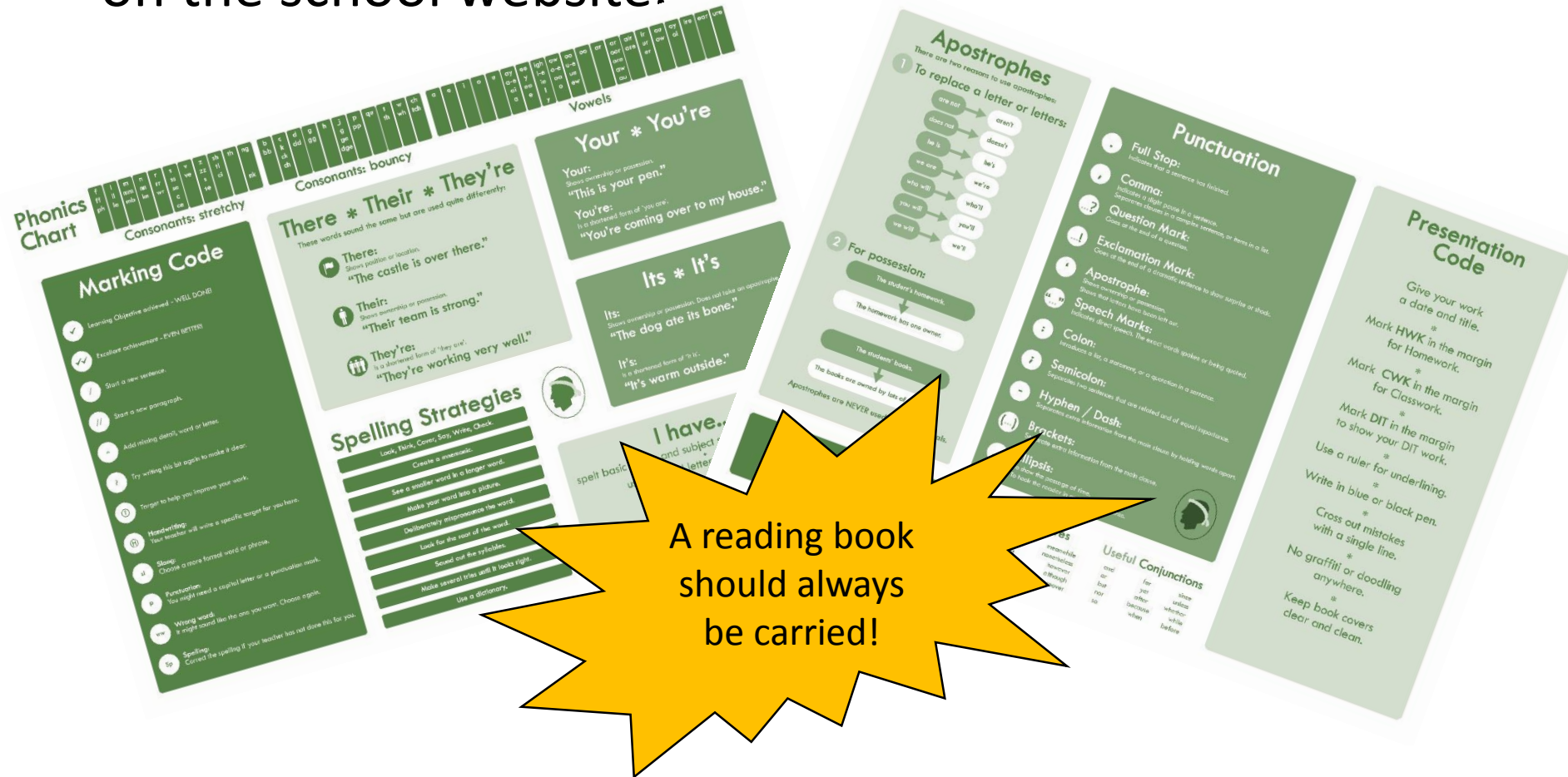
★ _____

★ _____

Your child will be encouraged to monitor their literacy skills across all their subjects.

Practice!

- Small things can make a big difference.
- Literacy mats can help remind your child of the skills they should be showing – these can be found on the school website.



freerice.com

Silent reading

funenglishgames.com
[www.funenglishgames.com/
grammargames.html](http://www.funenglishgames.com/grammargames.html)

Literacy during personal study

studyladder.co.uk
[www.studyladder.co.uk/games/
english-extending-vocabulary-1414](http://www.studyladder.co.uk/games/english-extending-vocabulary-1414)

shmoop.com

GCSE bitesize
[www.bbc.co.uk/education/
topics/z2b2tyc](http://www.bbc.co.uk/education/topics/z2b2tyc)

What can you do at home to help?

Encourage reading

- Make sure your child has a reading book in her/his bag for tutor time. Life is busy, but routine reading means it's a habit for life.
- Try to make sure your child sees you as a reader and be seen reading.

Talk, talk, talk

- Discuss hot topics with your child and let them practise saying their ideas to you before they write them down

Don't rush the writing

- *Write together: be the scribe and let your child dictate to you.*
- Paragraphs are essential for extended answers, essays, articles, letters, stories. A reminder is really helpful before they start to write.
- www.chompchomp.com will help everyone improve punctuation and grammar knowledge

Predict the teacher

- *Create some Dedicated Improvement Time (DIT) at home. Ask your child to predict 3 errors the teacher might find, and then to look for them.*
- Remember **SPaG**: check for **S**pelling / **P**unctuation / **G**rammar

- For more tips, visit the school website