




**ABLE STUDENT
PARENT INFORMATION EVENING**

Monday 9th October

YEAR 7 ABLE STUDENT EVENING

1. Why your child has been identified as 'Able' and how will their progress be measured.
2. What are the learning behaviours of an Able student?
3. How Penryn College Supports Able Students in the classroom.
4. Additional Provision for Able Students.
 - Work Related Learning
 - Access to Universities
 - Department Provision
 - Mentoring
5. Key Note: Dr. Chris Laing – Exeter University
6. Revision and preparation or Exams
7. The Importance of Literacy - How parents can support their child




✓ Why has my child been identified as Able?

As a school we are using the benchmark of an average score of 105 + from Key Stage 2 SATs. There is currently no national benchmark for judging whether a child is Able so schools are encouraged to identify their own cohort from the Key Stage 2 data. This school also reviews the feedback from Primary school teachers.

✓ Is that the same as Gifted and Talented?

A student does not necessarily have to be 'Able' to be gifted and talented as this relates to a subject or skill where they have a particular strength or ability.

It is also important that as a school we recognise and nurture that children have particular abilities in a subject or extra curricular activity.



WHAT DOES AN ABLE STUDENT LOOK LIKE?

Able student parent information evening



SHIFT HAPPENS

‘In a changing world; do our children possess the skills and knowledge to meet the new demands?’

<https://www.youtube.com/watch?v=PcZg51l9no>

RUSSELL GROUP UNIVERSITIES DEFINITION OF A SUCCESSFUL LEARNER

P	I	T	S
Performance	Interesting	Thinker	Stamina
<ul style="list-style-type: none"> ✓ Excellent academic qualifications and literacy skills 	<ul style="list-style-type: none"> ✓ Committed Intellectually ✓ curious ✓ Wide ranging & critical reader 	<p>Can:</p> <ul style="list-style-type: none"> ✓ Argue the point ✓ Hypothesize & Evaluate ✓ See connections & patterns ✓ Think on new ground ✓ Think critically ✓ Think independently ✓ Have lots of ideas 	<ul style="list-style-type: none"> ✓ Highly motivated ✓ Hard working ✓ Work independently ✓ Self-disciplined ✓ Time management

HAVING A GROWTH MINDSET

Students can ‘Grow their Brain’ by learning something hard and improve their intelligence through hard work. Growth students can do the following:

Enjoy effort

Welcome mistakes

Can handle difficulty

Don't just want to look smart

What our Able Year 9 students do that has helped them to be successful

It is ok to fail, it makes you more resilient next time

Understand your EBI and WWW so you can improve your work next time

Failing to plan is planning to fail

Alena Berntzen
&
Iris Weyeneth
Year 10

Don't be afraid to ask for help

Organise your homework ahead of time

A healthy lifestyle and diet leads to a healthy mind

Refer back to the Skills your learning in your Unit Overview Sheet

Challenge yourself, don't settle for your 2nd best!

What our Able Year 9 students do that has helped them to be successful

extra-curricular clubs to broaden your range of skills

Be proud of what you do if it's your best

Don't compare yourself to other people

Penny Berretta & Chelsea Bassett
Year 10

Learn high level vocabulary

When in an exam, use ALL the time possible, re-reading your work and keep asking 'why?'

If you're bored at home, do some creative writing!

Listen carefully in class

In an assessment, keep your EBI in mind and include it as much as possible

WHAT ARE THE SCHOOL DOING TO SUPPORT MY CHILD'S LEARNING?

- Teaching is expert and supported by effective formative assessment and feedback.
- Ensure all staff know what best enables Able Pupils to make excellent progress.
- Homework that stretches and stimulates.
- Transition information is effectively shared so that all teachers can plan to meet the needs of the most Able immediately.
- Regular progress checks to ensure that any slippage is identified early and acted upon.
- Embed enrichment opportunities that enable the Able to learn about a variety of career paths

DEPARTMENT ENRICHMENT OPPORTUNITIES

School website



Subjects



What we offer Able Students

ENRICHMENT OPPORTUNITIES IN 2017-18

- ❖ Marine Biology Master Class in Y7 with Sky TV's Thom Hunt
- ❖ University of Exeter Ambassadors
- ❖ Engineer's Energy Quest Challenge (funded by Shell oil)
- ❖ Exeter University 'Cognitive requirements of Human Culture'
- ❖ Y9 Able Student Careers Fair
- ❖ Young Leaders Academy (Cornwall College)
- ❖ Maths enrichment day (Exeter University)
- ❖ Applying to University (University Awareness and Campus Tour)
- ❖ Oxbridge Entry Criteria
- ❖ Growth Mind Set & Guided Imagery (Di Lobbett) – Preparing for Y11 Exams
- ❖ Year 8 STEM Challenge with Watson Marlow

Leading Edge Challenge 2017-2018

PENRYN COLLEGE AND FIVE ISLAND SCHOOL



What is revision?

‘Learning and recapping work you’ve done to get ready for an exam’



1. Check **WHAT** you need to revise

Be realistic don't start revision with what you **CAN** do!
Go through your book and focus on areas you are not confident in.

2. **Content**

Do you know the facts / content / methods. Summarise, read and learn the main ideas. For ideas check the ways to revise list on the next page.

3. Practice the exam questions

Take what you have learnt and have a go! Do this first with notes...then without
This needs to be under timed conditions: 1mk = 1min
What does the question want from you? Take time to work it out...highlight key words and command word.

THE LEARNING 2 LEARN PROGRAMME

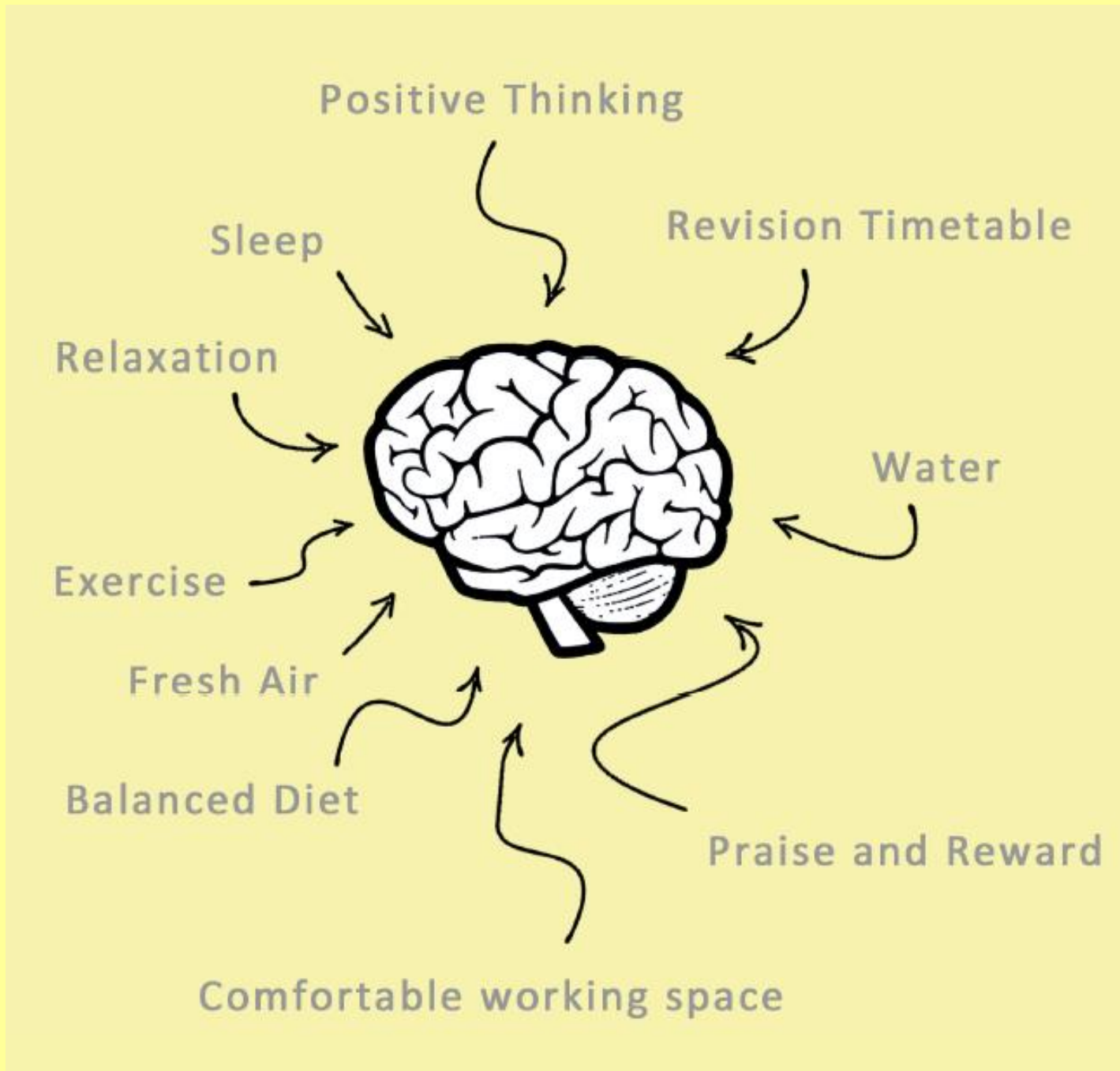
Getting and Staying Organised

Skimming and scanning

Synthesising and comparing

Memory tips

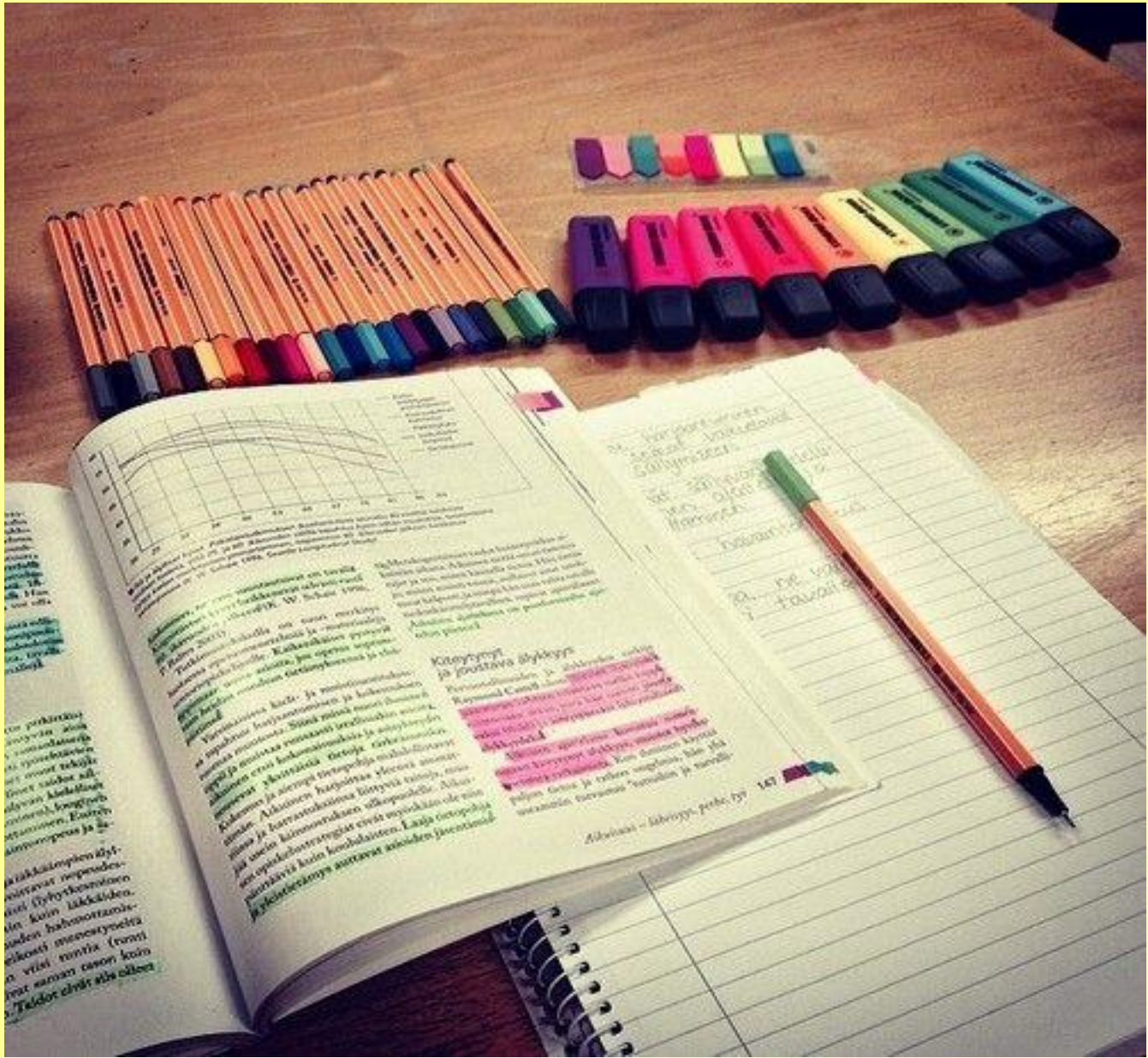
Using past papers



PLAN AHEAD

"PLAN AHEAD"

ASlyshy 2010





TOP TIPS

Find a good place at home to work

Stay relaxed!

Draw up a timetable to help

Don't just read your notes and books... Make flash cards, mind maps and posters.

Let your family help you

Revise with friends!

Start with topics you are unsure about

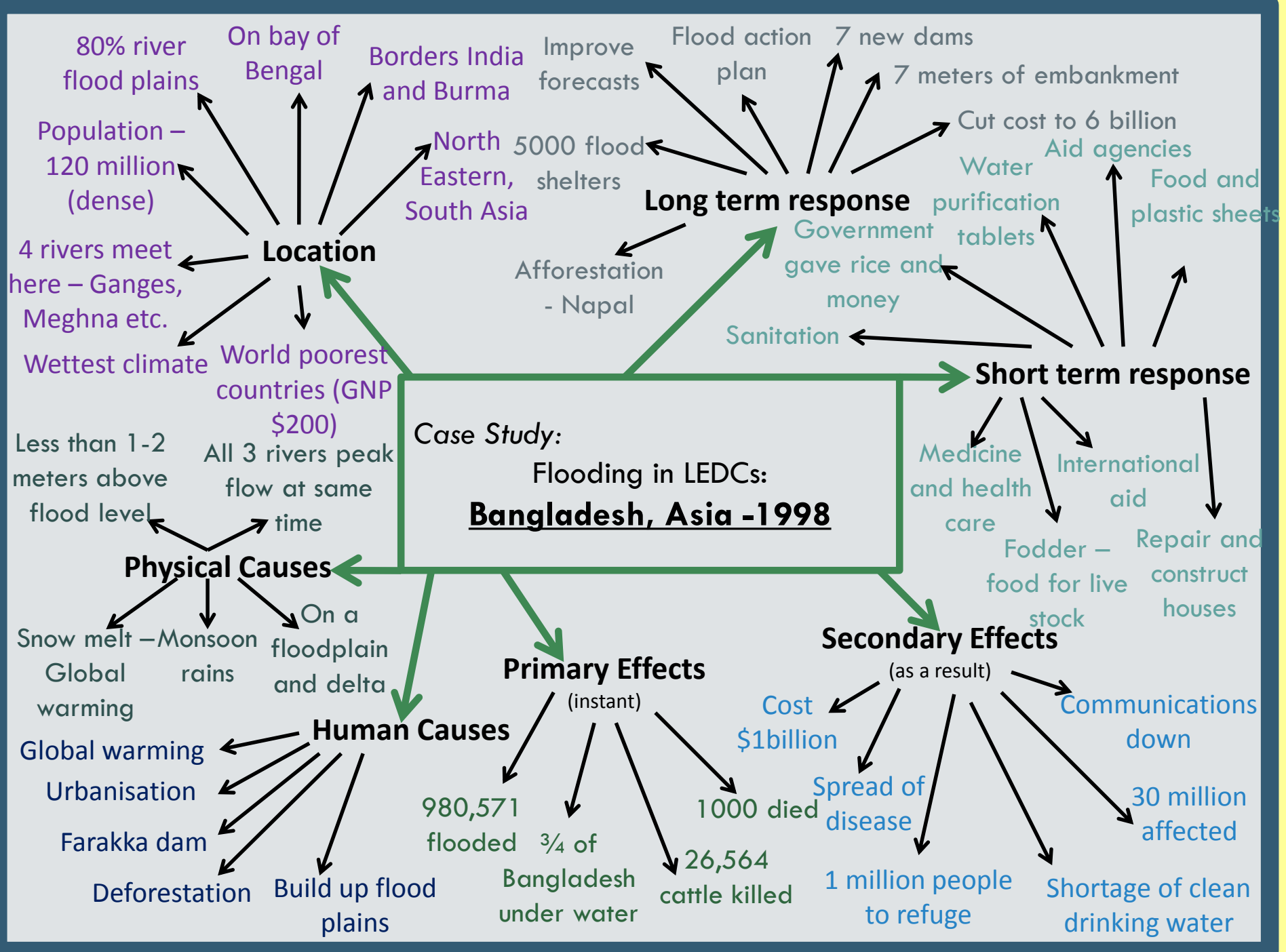
Take small breaks to give your concentration a boost, revise in 20 min chunks

Find someone who knows nothing about the topic and explain to them, like a brother or sister

As your exams get closer your teachers and tutors will help you to:

- Complete a mind map**
- Make flash cards**
- Write bullet pointed notes**





HOME / PARENTS GUIDE TO:

Parents Guide To:

Welcome to the parents "Guide to" page, where we will be uploading some useful booklets to help you, help your child through the school year.

PARENTS GUIDE TO:

DOWNLOADS

Helping your children with revision

Guides and revision tips on the school website

Helping your child prepare for examinations

Your child will be given lots of support in lessons to help prepare for their examinations and many students will also be confident revising. However, there are some useful downloads below to help.

DOWNLOADS

- KS3 - Exam topics to revise
- KS3 Key Revision Points
- Revision Timetable
- Top Ten Revision Tips
- What type of learner are you?


My Exam Revision Timetable

	Monday	Tuesday	Wednesday	Thursday	Friday	Saturday	Sunday
Morning (Tutor time/study lessons)							
Afternoon (study lessons)							
Evening (after-school teacher sessions/private study)							

Sound advice...

- ✓ Shade out the times of the week when you are committed to other things (clubs etc).
- ✓ Revising for an exam LITTLE AND OFTEN is better than trying to do too much in one go.
- ✓ Build some relaxation into your revision schedule.
- ✓ Revise in a way which suits you best. Revising with friends sounds like a good idea, but it can be very distracting.
- ✓ Using the internet for revision can be useful, but also very distracting. Revise away from your phone and computer to remain focused.

Helping your children with Revision



Penryn College
"Achieving through Challenge"

HOW PARENTS CAN SUPPORT THEIR ABLE CHILD

Read with them, even if they are good readers

Able children enjoy learning new words – have a new word of the week at home. **Use the Academic Word List**

Extend their general knowledge with a fact of the week.

Do not always focus on your child's obvious skills – encourage them to sample new activities.

Puzzles, crosswords, logic games, word games, card games, board games all help to develop the thinking skills and social interaction.

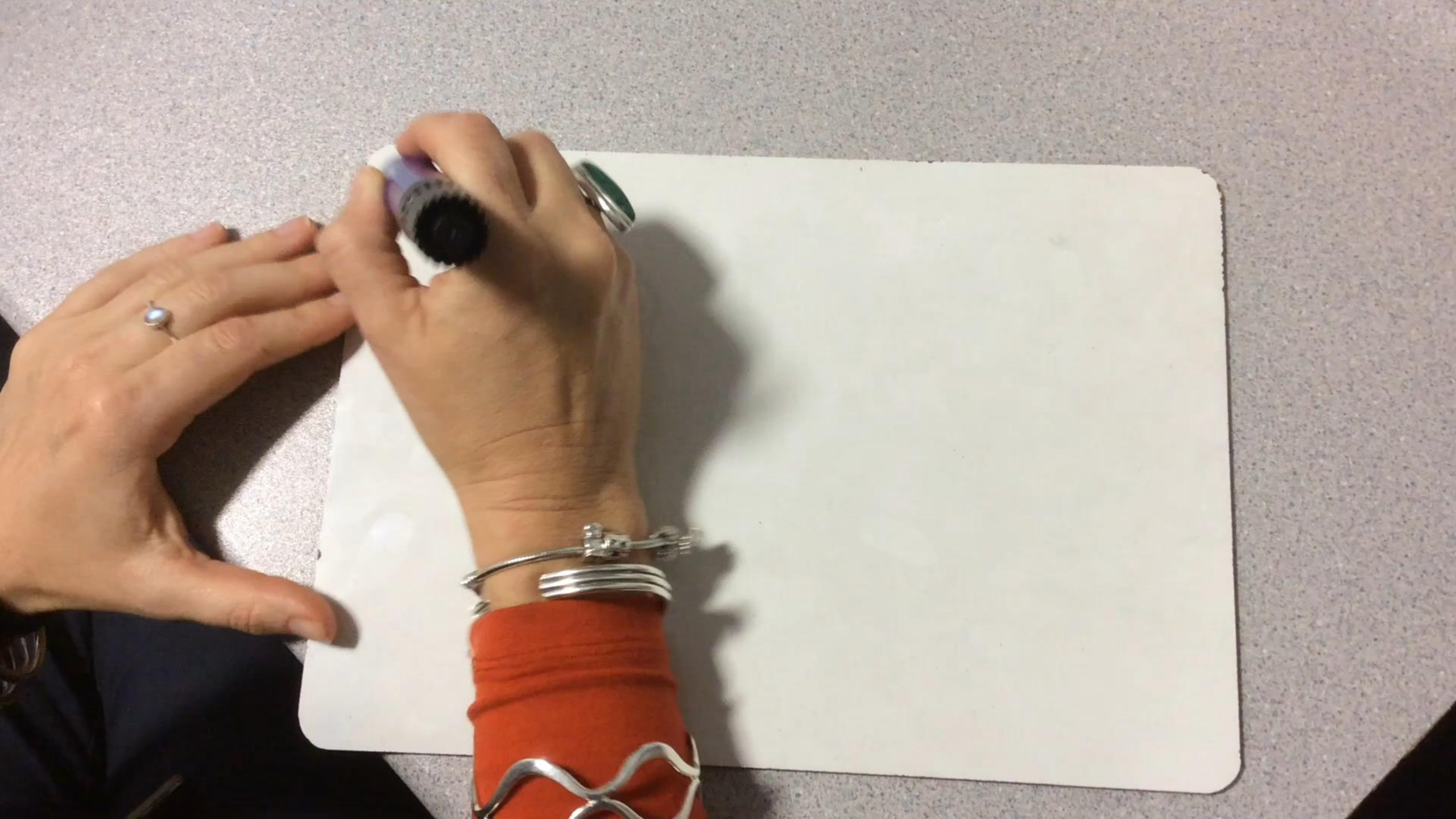
Use of adult language.

Encourage 'Thinking'




The Importance of Reading





1 of 2	Layout	Paragraphs	Audience	Connectives	Ambitious words	Subject key words	Explaining in detail	Spelling	Punctuation	Handwriting
Above expected	Text is convincing as a real piece of writing and matches style, tone and tone correctly Purpose of task is successful	Whole text flows well Paragraphs aid meaning and develop argument/story etc.	Writing is crafted to create a specific effect on the reader	More complex connectives are used including subordinating conjunctions such as 'thus, by contrast, therefore'	Uncommon words are used specifically for different effects	Students are using and understanding complex terminology which is subject specific	Ideas are so well explained that they are convincing and thorough	Complex, monosyllabic words are spelt correctly including those which don't seem to follow spelling rules	A range of advanced punctuation is used correctly such as : ... -	Very neat cursive writing Date and title are underlined
Expected	Letters, speeches and articles are laid out correctly Style and tone is appropriate to the task Purpose of task is also clear	Paragraphs are linked by a range of connectives The correct formality, language and tone is used for a specific reader.	'For, and, nor, but, or, yet, so' are used correctly Attempts are made to use a range of connectives for different purposes such as 'meanwhile, however, despite this'	Vocabulary is varied and clear thought has been put into choosing words for effect	Subject specific key words are used and understood	Writing is ordered and detailed to help explain ideas	Common and uncommon words are spelt correctly Homophones are spelt correctly	A range of punctuation is used correctly such as : /	Legible cursive writing Date and title are underlined	
Working towards	Letters, speeches and articles are laid out correctly	Ideas are divided into paragraphs Writing has been created with a specific reader in mind	Simple connectives such as 'and, so because' are all used correctly	Attempts are made to use some interesting vocabulary	Basic subject specific key words are used	Ideas are expressed in a simple way	Common words are spelt correctly Some more complex vocabulary is spelt correctly	Basic punctuation used correctly Capitals	Handwriting is clear and stays on the line Date and title are underlined	
TRY SOME OF THESE STRATEGIES:	Learn the features of different text types Learn TIPS	Plan each paragraph before writing Learn TIPS	Consider Purpose Audience Language Layout Download the 'connectives mat' from showbie	Use a thesaurus Go to thesaurus.com Read more at home	Use a subject text book Use classroom posters Read unit overview	Bullet point ideas Practice saying ideas verbally first	Learn spelling rules Use Phonics Use spellzone.com or 'spellingtree' app	Download the 'punctuation pyramid' from showbie	Use a handwriting pen. Keep a handwriting book Attend handwriting club Practice worksheets	



Literacy Ladders

More resources here:
Showbie code 677GH

Layout	Paragraphs	Audience	Connectives	Ambitious words	Subject key words	Explaining in detail	Spelling	Punctuation	Handwriting
Writing sounds like a speech	Paragraphs divide ideas	Uncommon and ambitious words are used	Words on the topic have been used	Connectives list ideas	<p>Ladies and Gentlemen,</p> <p>Thank you for inviting me to speak on an important topic today.</p> <p>I believe that today's media has a pervasive and negative effect on all society, but in particular on young people. Be it the glamorisation of alcohol or the sexualisation and objectification of both males and females, I strongly feel that there must be more controls and regulations put in place. By using your power within the media, you are able to protect your friends, children and grandchildren from the damage and harm inflicted to them by such a widespread force.</p> <p>Firstly, although the majority of the UK's population may agree that alcohol is a fairly safe beverage to enjoy as they choose, the media does not always display the detrimental effects. In fact, it often does the opposite. Far from enlightening adolescents on the dangers and responsibilities that accompany alcohol, adverts glorify lifestyles which include it. For example, adverts shown on highly exposed agents such as TV and YouTube associate alcohol with luxury, maturity and even friendship. This is the ideal lifestyle. However, studies actually show that 78% of people who begin drinking heavily before the age of 18 are more likely to suffer from depression, anxiety and stress. Is it right to promote this lifestyle at all?</p>	Language is formal enough for audience	Commas divide clauses	Longer words with complex spelling are correct	Ideas supported and developed

FOUR TIPS ON HOW TO ENCOURAGE YOUR CHILD TO READ

Set them a challenge: how many books have they read on this list?

<https://www.tes.com/news/school-news/breaking-news/100-fiction-books-all-children-should-read-leaving-secondary-school->

From *The Time Machine* to *1984*, take a journey through the top 100 books teachers have recommended for students at key stages 3 and 4...

“It doesn’t help a child to tackle a difficult task if they succeed constantly on an easy one”

Carol Dweck

“